

# CHANGES FOR CARDIFF 2018/19

---

## Changes for Cardiff - Consultation on the City of Cardiff Council's Budget Proposals for 2018/19

### CONTENTS

	<b>Page</b>
<b>1. Executive Summary</b>	<b>2</b>
<b>2. Background</b>	<b>3</b>
<b>3. City-wide Public Consultation – Methodology</b>	<b>4</b>
3.1 City Wide Survey	<b>4</b>
3.2 Engagement Mechanisms	<b>5</b>
3.3 Response	<b>5</b>
<b>4. Results</b>	
4.0 Digital First	<b>5</b>
5.0 Income Generation	<b>15</b>
6.0 Early Intervention and Prevention	<b>28</b>
7.0 Collaboration	<b>32</b>
8.0 A New Deal with Citizens	<b>36</b>
9.0 Your Priorities	<b>38</b>
<b>10. Response Profile</b>	<b>40</b>
<b>Appendix 1 – Community Engagement Events</b>	<b>44</b>

# CHANGES FOR CARDIFF 2018/19

---

## 1. EXECUTIVE SUMMARY

This Executive Summary provides an overview of the Budget Consultation exercise. It is not a detailed summary of the full report, but an articulation of some of the key findings.

The consultation ran from 2nd November 2017 until 14th December 2017.

A mixed methodology included an electronic and paper copy questionnaire promotion alongside targeted face-to-face engagement. **A total of 2,937 returns were received.**

### Summary of responses:

- Three quarters (74%) of respondents agreed with ending the publication of the Council's free newspaper 'In Cardiff'.
- Seven in ten respondents (71%) indicated a willingness to make the switch to e-billing.
- Three quarters (73%) of respondents agreed with proposals to expand the Meals on Wheels service, with 22% of respondents knowing someone who could benefit from the service.
- More than half (54%) of respondents agreed with the proposed increase in prices for the Cardiff International White Water Centre (CIWW).
- Two-thirds (65.8%) of respondents supported an increase in costs for cremations and burials.
- Three-quarters (74%) of respondents supported an increase in costs for rehoming dogs.
- Amongst families using the school meal service 52% showed support for the proposal to increase costs compared to 42% that disagreed.
- Nine in ten (91%) agreed with the emphasis on early intervention and helping people stay in their own homes for longer. Similarly 88% of people agreed that the Council should be working with Health to deliver bespoke packages of care.
- 72% agreed with the aim of reducing the number of care home placements.
- Three quarters (76%) supported the move towards separate glass collections in order to reduce costs and meet recycling targets.
- More than two thirds (68%) agreed with proposals to explore the merger of the passenger transport team with a neighbouring authority.
- People were most interested in volunteer opportunities that would improve community safety and help the elderly or most vulnerable in their neighbourhoods.
- Public priorities for additional investment were:
  - Building more affordable houses and tackling homelessness
  - Investing in sustainable transport to reduce congestion and improve air quality
  - Intervening early to support vulnerable children

# CHANGES FOR CARDIFF 2018/19

---

## 2. BACKGROUND

Public services are going through a period of rapid change. For the foreseeable future Councils, along with other public services, will have less money available to deliver local public services.

This comes at a time of economic uncertainty following the vote to leave the European Union, combined with a number of other pressures such as a rapidly growing population and changes in welfare reform meaning that demand for services is increasing year on year.

The Council is facing significant and ongoing financial challenges with a budget gap of **£23 million** for 2017/18 and a potential shortfall of **£73 million** over the next three years. This comes on top of £200m which has already been found over the last 10 years.

The Council is legally required to set a balanced budget. To make the savings needed and to protect the quality of our public services, significant changes have been made, and will continue to be made, to the way things are done.

There is no easy way to bridge a **£23 million** budget gap.

In preparing the draft savings proposals the Council has at all times sought to protect front line services, with proposals including net investment into services like schools and social services.

In addition, the budget strategy includes assumptions in relation to a 3.7% increase in Council Tax. An increase of this amount equates to 78p per week per household in Council Tax Band D.

# CHANGES FOR CARDIFF 2018/19

---

## 3. METHODOLOGY

### 3.1 City Wide Survey

Consultation on the budget proposals for 2018/19 took 3 forms:

- **City-wide Public consultation** on proposals which affect all citizens. (The contents of this report).
- **Service-specific consultation** with targeted service users/groups or organisations who may be impacted by any change. Examples of this can be found in relation to school transport services where any impact would be limited to specific individuals.
- **Internal Council consultation** -these elements relate to internal changes within the Council including back office efficiencies, staff changes and process improvements.

The questionnaire contained 37 questions (excluding demographic information) and covered a range of topics including:

- The proposed discontinuation of the council newspaper 'In Cardiff'.
- The introduction of E-billing for Council Tax.
- Expansion of the Meals on Wheels service.
- Increased charges for some services including: bereavement services, school meals and Cardiff International White Water Centre.

The consultation on these proposals began on **2nd November 2017** and ran until **12 noon on Thursday 14th December 2017**.

# CHANGES FOR CARDIFF 2018/19

---

## 3.2 Consultation and Engagement Mechanisms

The consultation was undertaken via the following mechanisms:

- Online Survey, promoted electronically and made available on dedicated Council Web pages [www.cardiff.gov.uk/budget](http://www.cardiff.gov.uk/budget) and [www.cardiff.gov.uk/haveyoursay](http://www.cardiff.gov.uk/haveyoursay) .
- Paper survey – 2,000 copies distributed through leisure centres, libraries and hubs and available at a range of face-to-face events held at locations across the city.
- Eighteen community engagement events held at community buildings across the city. (See Appendix 1)
- A further 7 focus groups held with specific individuals who are less frequently heard e.g. mental health services users, BME groups and younger people. (See Appendix 1)
- Information about the consultation and a link to the electronic survey were made available online via the Council's dedicated budget pages [www.cardiff.gov.uk/budget](http://www.cardiff.gov.uk/budget) and [www.cardiff.gov.uk/haveyoursay](http://www.cardiff.gov.uk/haveyoursay)
- Regular promotion was carried out via social media throughout the consultation period via @cardiffcouncil and @cardiffdebate.
- Facebook 'Boosts' were carried out to increase the visibility of the promotion
- Opportunity for people to email comments directly via [budget@cardiff.gov.uk](mailto:budget@cardiff.gov.uk)
- Consultation promoted via email to members of the Cardiff Citizens' Panel and the wider Council email address list (91,391 unique email addresses)
- Communicated to approximately 6,000 staff within the City of Cardiff Council via Your News

## 3.3 Response

A total of **2,937 responses were received** to the consultation. This represents an increase of 17% (or c.500 responses) compared to the 2017/18 budget consultation.

The overall response includes a recurring bias towards those aged 55+ and those residing in the north of the city. Where appropriate further analysis by geography and demographic group has been undertaken to highlight any existing differences across demographic groups or geographies.

## 4. DIGITAL FIRST

The Council is committed to adopting a 'Digital First' agenda, providing digital, 24/7 access to services which is indistinguishable from that available to citizens in every other aspect of their lives.

Over the last three years, the Council has begun to respond to this trend, with an increasing number of interactions with citizens managed via digital platforms:

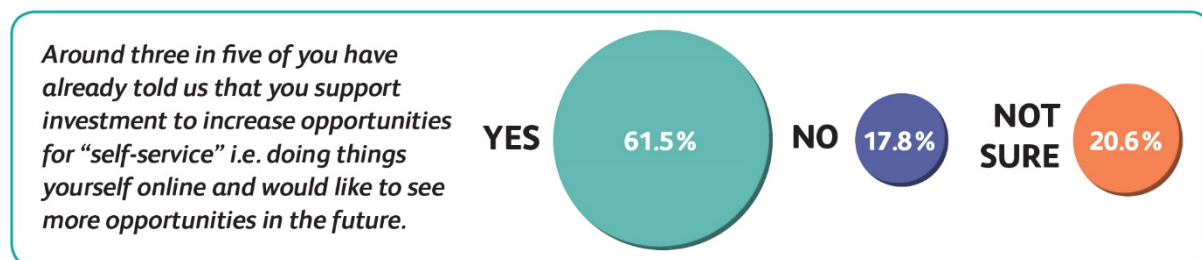
- 69.4% of Parking Permits are now applied for online;
- 75.7% of Recycling bags and Waste Caddies are requested online;
- 90% of school applications were made online (an increase of 20%)

# CHANGES FOR CARDIFF 2018/19

We have also used digital technologies to transform the way services are delivered, For example:-

- By introducing mobile working and scheduling nearly 250 staff who work in housing maintenance and nearly 650 social care workers are able to spend more time with service users, with savings released in office accommodation.

What you have told us already (Source: Ask Cardiff 2017):



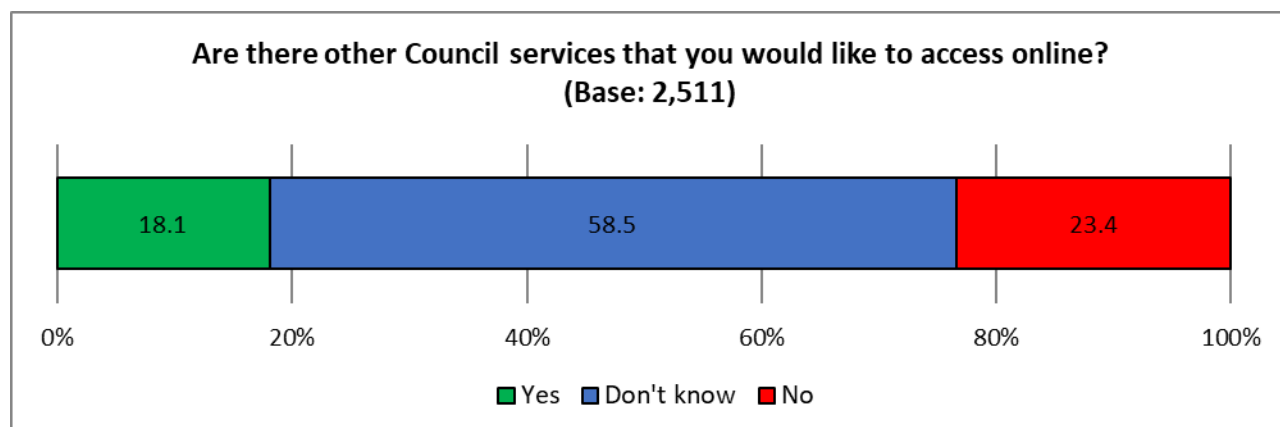
Number of people who responded: 5365

The greatest support came from men (69.6%). Older people and those with a disability were less likely to support opportunities for self service, something that we will continue to consider when introducing any additional services or changes to services.

## 4.1 Are there other Council services that you would like to access online?

Around one in five (18.1%) respondents would like to see other services accessible online although the high level of uncertainty expressed (58.5%) suggests people are unsure as to what these should be.

Base: 2,511	No.	%
Yes	454	18.1
No	587	23.4
Don't Know	1,470	58.5



# CHANGES FOR CARDIFF 2018/19

---

Those respondents aged under 35 were most likely to want to see additional services available online (24.8%) whilst amongst those aged 55 and above the proportion in favour fell to 14.3%.

## If you have responded 'Yes' please tell us which ones

A total of 350 suggestions were received in reaction to this proposal, which fell into four main themes:-

General support – Some respondents were keen to see any service, where reasonable, to be brought online. In many instances however, individuals were unable to be specific in relation to which they felt would be most appropriate.

Payments – Comments included an emphasis on Council Tax payments and a desire to be available online. Respondents were also supportive of wider opportunities for online payments for a range of council services including school dinners and new wheelie bins.

Requests – The collection of bulky items and additional recycling bags were amongst the request that respondents would most like to complete online.

Reporting incidents – Reporting of environmental issues such as vandalism or fly-tipping, infrastructure problems such as potholes and damaged pavements, general complaints and the reporting of repairs at council properties were all considered as appropriate to be dealt with online.

A selection of those received include:

*As many as possible! When you work 9am-5pm trying to access council services are hard as many close.*

Council tax bill, parking fines - most things don't need paper

More opportunities to pay for services and purchase items online.

Collection of large items - wooden furniture, fridge freezers etc.

Why not all of them? Review what requests people have made over the phone and put them online.

*Waste management - reporting bins not being emptied, fly tipping, lanes and pavements being overgrown.*

Reporting litter, fly tipping, illegal parking, in a tracked way, not just firing off an email.

# CHANGES FOR CARDIFF 2018/19

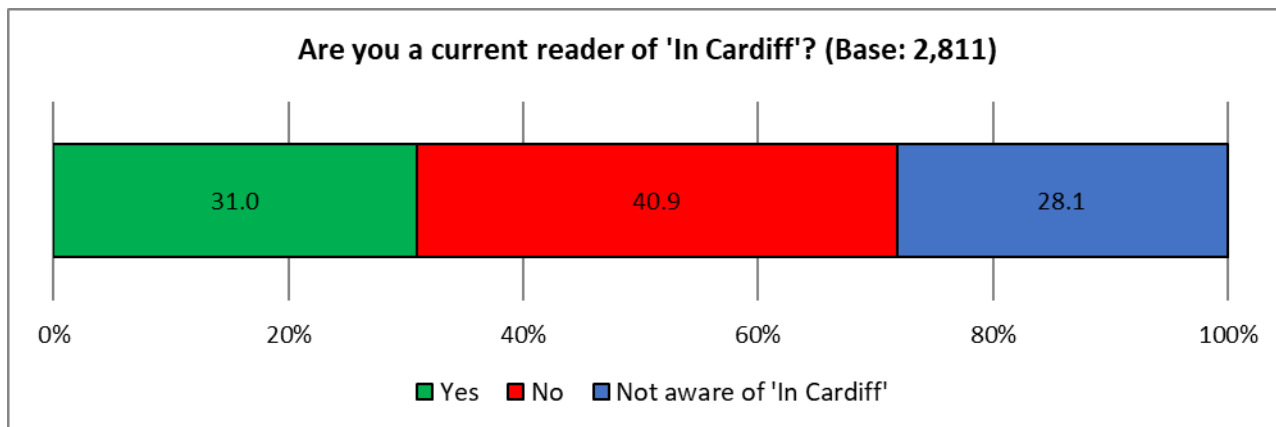
## 4.2 Council Newspaper

The Council’s communications strategy puts the use of digital forms of communication - especially social media - at the heart of how the Council interacts with the people it serves. We are therefore proposing that ‘In Cardiff’, the Council’s free quarterly newspaper, available to pick up in supermarkets, Hubs and other Council buildings be discontinued with a saving of £37k.

### Are you a current reader of 'In Cardiff'?

Around one-third (31.0%) of respondents were current readers of ‘In Cardiff’, with a similar portion (28.1%) unaware of the publication.

Base: 2,811	No.	%
Yes	872	31.0
No	1,148	40.9
Not aware of 'In Cardiff'	791	28.1





# CHANGES FOR CARDIFF 2018/19

## Use of social media:

Facebook was the most popular form of Social Media amongst respondents, with more than half (56.5%) reporting to be users.

Do you use the following?	No.	%
Facebook	1,659	56.5
Twitter	879	29.9
Instagram	517	17.6

Amongst those aged under 35 the proportion using facebook rises to three quarters (76.7%) whilst around half (52.2%) also subscribe to twitter. Similarly almost half (47.8%) of those aged under 35 use Instagram compared to just 7.5% of respondents aged 55+.

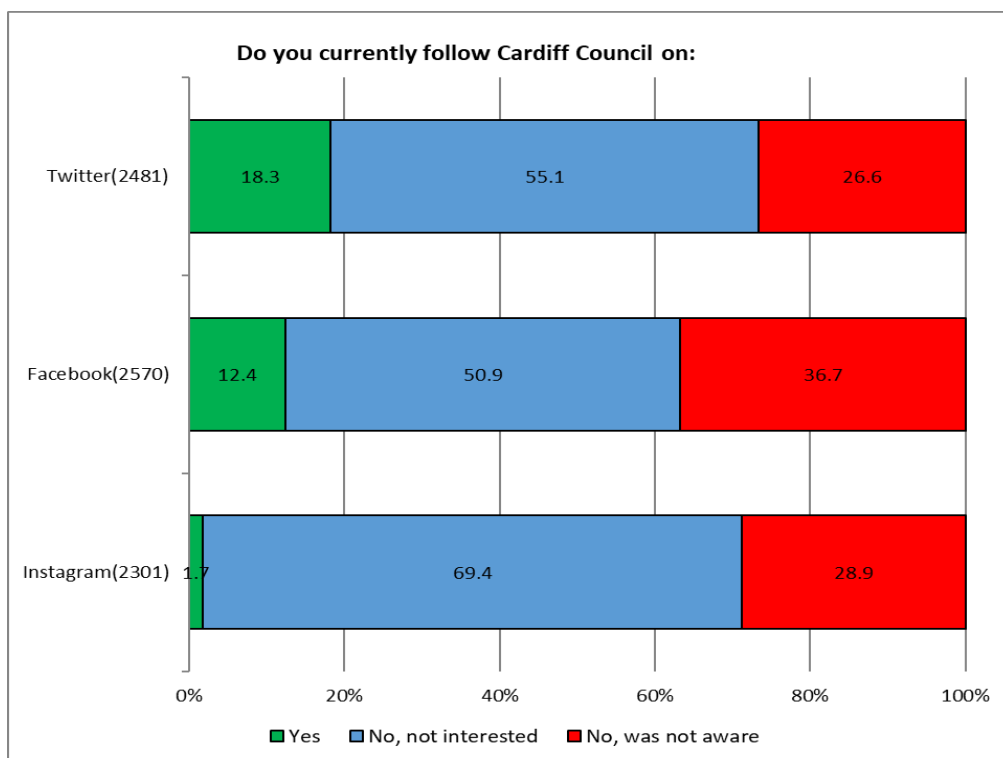
Do you use the following?	Under 35 (%) (Base: 301)	55+ (%) (Base:1207)
Facebook	76.7	47.0
Twitter	52.2	17.4
Instagram	47.8	7.5

## Do you currently follow Cardiff Council on:

Twitter was the most popular social media channel to follow the council on with 18.3% reporting to do so. Amongst those aged under 35 the proportion following the council on twitter rose to 28.2%.

	Yes		No, was not aware		No, not interested	
	No.	%	No.	%	No.	%
Twitter	453	18.3	660	26.6	1,368	55.1
Facebook	319	12.4	943	36.7	1,308	50.9
Instagram	40	1.7	664	28.9	1,597	69.4

# CHANGES FOR CARDIFF 2018/19



## What is your preferred means of receiving news and information from the Council?

Email was by far the most preferred means of receiving news and information from the Council with almost three quarters (72.6%) of respondents choosing this option. In comparison just one-fifth (21.2%) of respondents cited Direct Mail/Newsletter as their preferred option.

	No.	%
<b>Base: 2,786</b>		
<b>Email</b>	2,002	72.6
<b>Council Website</b>	908	32.6
<b>Direct Mail/Newsletter</b>	592	21.2
<b>Facebook</b>	393	14.1
<b>Twitter</b>	285	10.2
<b>Public Meetings</b>	183	6.6
<b>Via a Councillor</b>	172	6.2
<b>Other</b>	71	2.5

# CHANGES FOR CARDIFF 2018/19

---

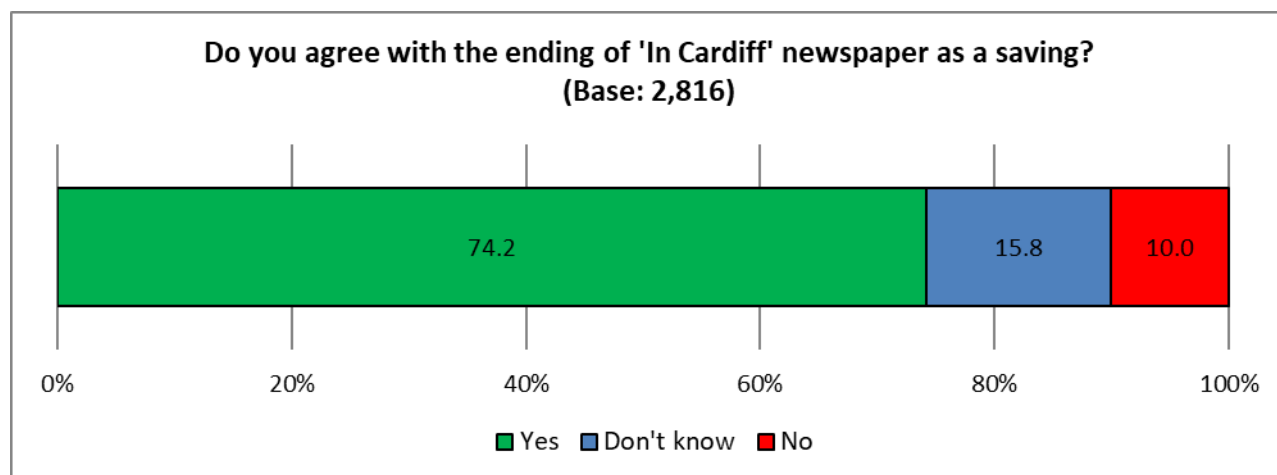
The preference for email was consistent across all demographics. Under 35's were found to be more likely than older respondents to also favour other electronic forms of communication such as the Council's website, twitter and Facebook.

Other suggestions centred on local media including press, TV and radio. The South Wales Echo was specifically named by several respondents whilst mention was also made to 'In Cardiff' as a preferred option.

## Do you agree with the ending of 'In Cardiff' newspaper as a saving?

Just 10% of respondents opposed the proposal to cease the publication of 'In Cardiff'. No significant differences were found between demographic groups or geographies.

Base: 2,816	No.	%
Yes	2,089	74.2
No	282	10.0
Don't know	444	15.8



## If 'No', what are your concerns:-

A total of 245 additional comments were received in reaction to this proposal. Concerns centred around the loss of a good source of information meaning that people will generally be less informed. It was also felt that the impact would be felt most by older and disadvantaged people who are less likely to access to the internet.

# CHANGES FOR CARDIFF 2018/19

---

A selection of those received include:

Again, complete inequality for the elderly.

I often read paper based information when eating or travelling. I feel information would be lost if all Cardiff communications were electronic.

This will worsen the digital divide.

It is sometimes the only way to find out what is going on locally.

It's the only form of communication between the council and those with no access to digital media.

I prefer a hard copy. Social media is often transient. A hard copy serves both my wife and I and we can tear things out and put them on the kitchen notice board.

In Cardiff is a great publication and is very helpful. £37K is excellent value.

There are lots of people who don't have online access. Scrapping the newspaper is isolating these people.

# CHANGES FOR CARDIFF 2018/19

## 4.3 E-Billing

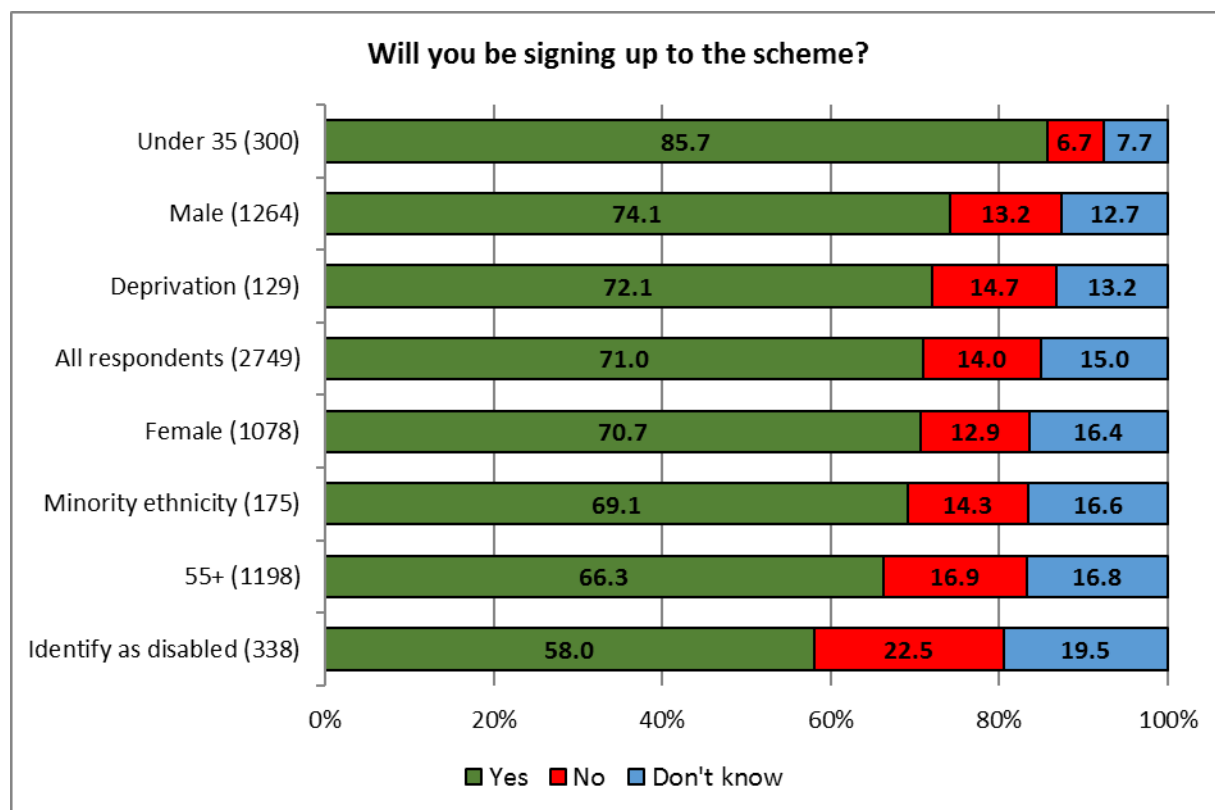
All Cardiff residents will soon be invited to make a switch to e-billing for Council Tax. Agreeing to this will enable bills, notifications and reminders to all be sent to individuals electronically. The positive effects of a move to e-billing include:

- Financial and environmental benefits with less paper used.
- Savings made on materials and postage.
- A faster and more efficient service.

Seven in ten respondents (71%) indicated a willingness to make the switch to e-billing.

Will you be signing up to the scheme?		
Base: 2,749	No.	%
Yes	1,951	71.0
No	385	14.0
Don't know	413	15.0

Respondents aged under 35 (85.7%) were most likely to sign up to e-billing whilst older people and those identifying as disabled were less willing to do so.



# CHANGES FOR CARDIFF 2018/19

---

Members of the 50+ Forum described the older generation as being 'distrustful' of this as a means of payment remarking:

*"E-Billing – that's how you get robbed!"*

*"To have money or a cheque in my hand and visit a post-office – that to me feels safer."*

A total of 331 additional comments were received via the survey in reaction to this proposal. The reasons provided for opposition to the proposal fell into four main themes:-

Lack of online access – Respondents fear that a change to e-billing discriminates against those with poor or no internet access.

Security concerns – As described by the 50+ Forum respondents were concerned with the how secured their personal information would be.

Prefer Paper copy – Many had a preference of a hard copy both for for record keeping and convenience.

Need Proof of evidence (Hard Copy) – Very useful document for proof of address, which is frequently needed.

A selection of those received include:

*My mother, 88, the taxpayer; whilst not a technophobe has not yet to get into the habit of reading emails on anything like a regular basis. A hardcopy bill is essential for the present.*

*The more information that goes online, the more I hear about hackers and crooks stealing it. I'd have severe concerns about my information being held centrally.*

*Prefer to have it in black and white and tangible, also my mother and in laws have no internet access and I do not have internet access at home.*

*Need the reminder and paper copies to claim certain benefits and for the self-assessment tax returns.*

*The council tax bill is paper proof of address - something still required for lots of reasons.*

*I am concerned about emails being lost/hacked/deleted, whereas a paper statement can be kept for proof. Also I like to file all my financial and household paperwork and I don't have a printer at home.*

*Too easy for electronic devices to be "hacked".*

*For older people or vulnerable people this is very difficult*

*It should be an option, but not forced on people.*

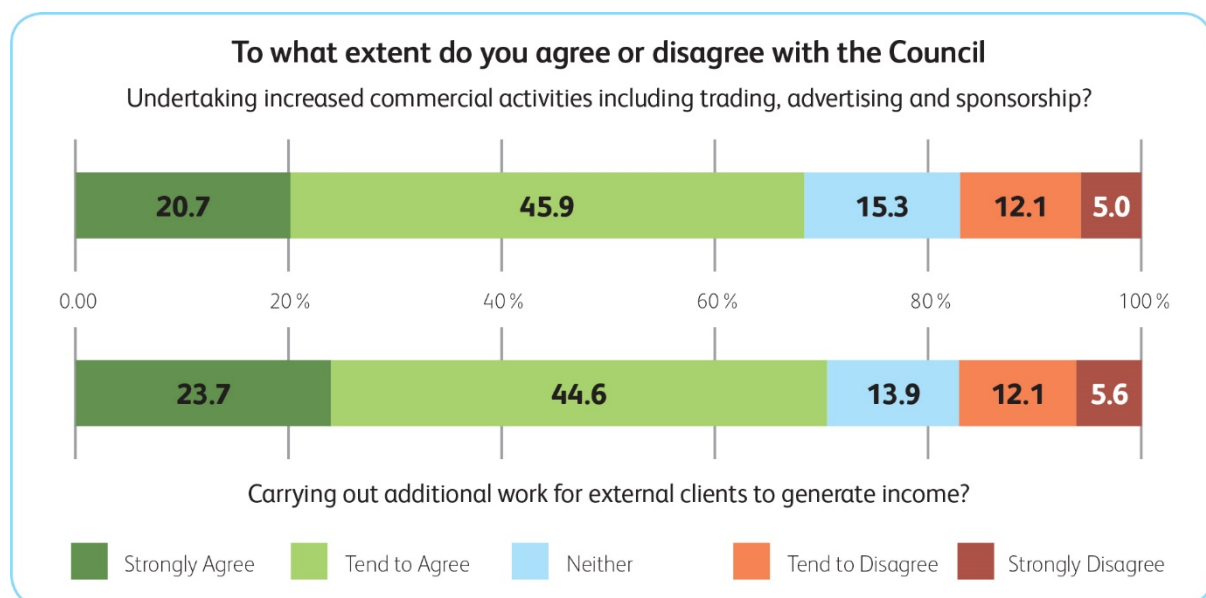
# CHANGES FOR CARDIFF 2018/19

## 5. INCOME GENERATION

One of the ways in which we can meet the challenges we face is to be more entrepreneurial in areas where the Council can generate income, which can then be used to reinvest into supporting our public services.

### What you have already told us:

Two thirds of respondents agreed with proposals for the Council to undertake commercial activities (66.6%) and working for external clients to generate income (68.3%). (Source Ask Cardiff 2017)



### Our budget proposals:

Over the course of 2018/19 we are proposing £2.9m of increased income from certain Council services. These include expanding markets in services like:-

- Commercial waste;
- Pest control;
- Building cleaning services;
- Welsh language translation and;
- Training and development.

They also include generating more income from renewable energy and street lighting, Cardiff Dogs Home, and an increased volume of planning fees.

# CHANGES FOR CARDIFF 2018/19

---

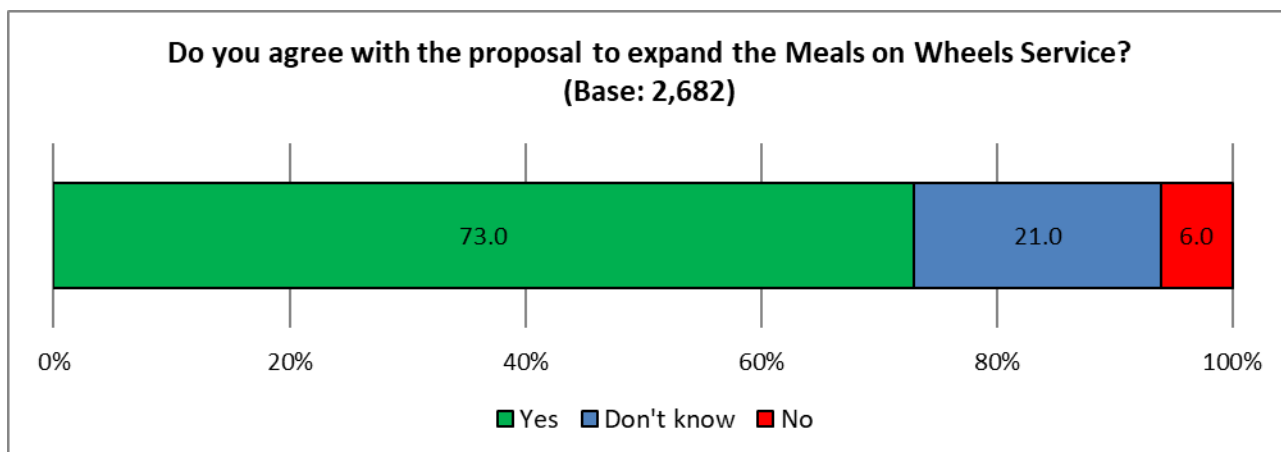
## 5.1 Expansion of Meals on Wheels

Currently the service operates below capacity. The council will look to increase the number of service users to bring the service up to full capacity.

### Do you agree with the proposal to expand the Meals on Wheels Service?

Around three-quarters (73.0%) of respondents supported the expansion to the Meals on Wheels Service whilst just 6.0% were opposed.

Base: 2,682	No.	%
Yes	1,957	73.0
No	162	6.0
Don't know	563	21.0





## CHANGES FOR CARDIFF 2018/19

Opposition to the proposal centred on uncertainty around the viability of the service as a generator of income. Some respondents believed there to be plenty of reasonable private providers, Super Markets and Voluntary Sector groups already able to meet demand at a reduced cost.

A selection of comments received include:

Unnecessary in the age of home delivery of food and microwaves.

The only way to operate MOW effectively is with a volunteer led programme. There are other organisations that have far more experience than the local authority in providing these services.

I use Wiltshire Farm Foods for my meals and they are excellent. Well-priced, friendly, excellent food and their deliverers are keen to help elderly people. Why would the council be competing with a service that is currently run so well, why not work in partnership?

Is this the best service from a food and befriending approach. Supermarket prepared meals often work out cheaper than lunch clubs and meals on wheels.

Meals on wheels are no longer needed. Supermarkets offer their complete range of foods, and everything else too, and deliver efficiently.

My disabled daughter received this service for a while. The meals were unimaginative, lacking in apparent nutritional value and were small in portion and expensive for what was offered.

### Would you or someone you know benefit from the service if it was opened to the whole population?

Around one in every ten respondents knew either a relative (11.3%) or a friend (10.7%) who would benefit by the expansion.

Base: 2,626	No.	%
Yes, myself	72	2.7
Yes, a relative	297	11.3
Yes, a friend	280	10.7
No	2,044	77.8

# CHANGES FOR CARDIFF 2018/19

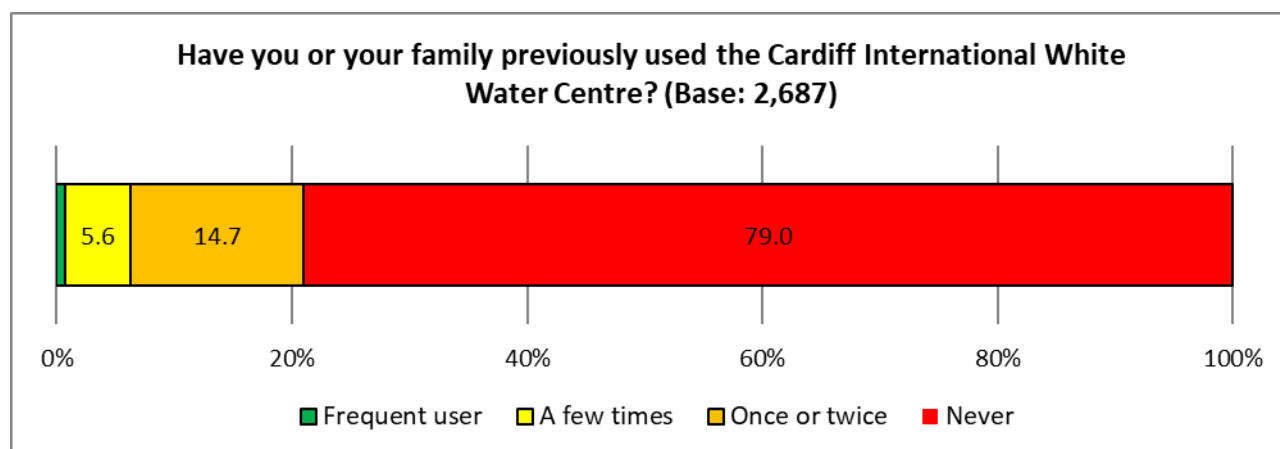
## 5.2 Cardiff International White Water (CIWW).

It is proposed to increase prices on certain activities at CIWW, such as Friday evening white water rafting. This was previously offered at a reduced rate to encourage additional service users, the increase now brings the session back into line with other days.

### Have you or your family previously used the Cardiff International White Water Centre?

Around one in five respondents (21.0%) had previously used the White Water Centre although less than 1% described themselves as 'frequent users'.

Base: 2,687	No.	%
Frequent user	19	0.7
A few times	150	5.6
Once or twice	396	14.7
Never	2,122	79.0

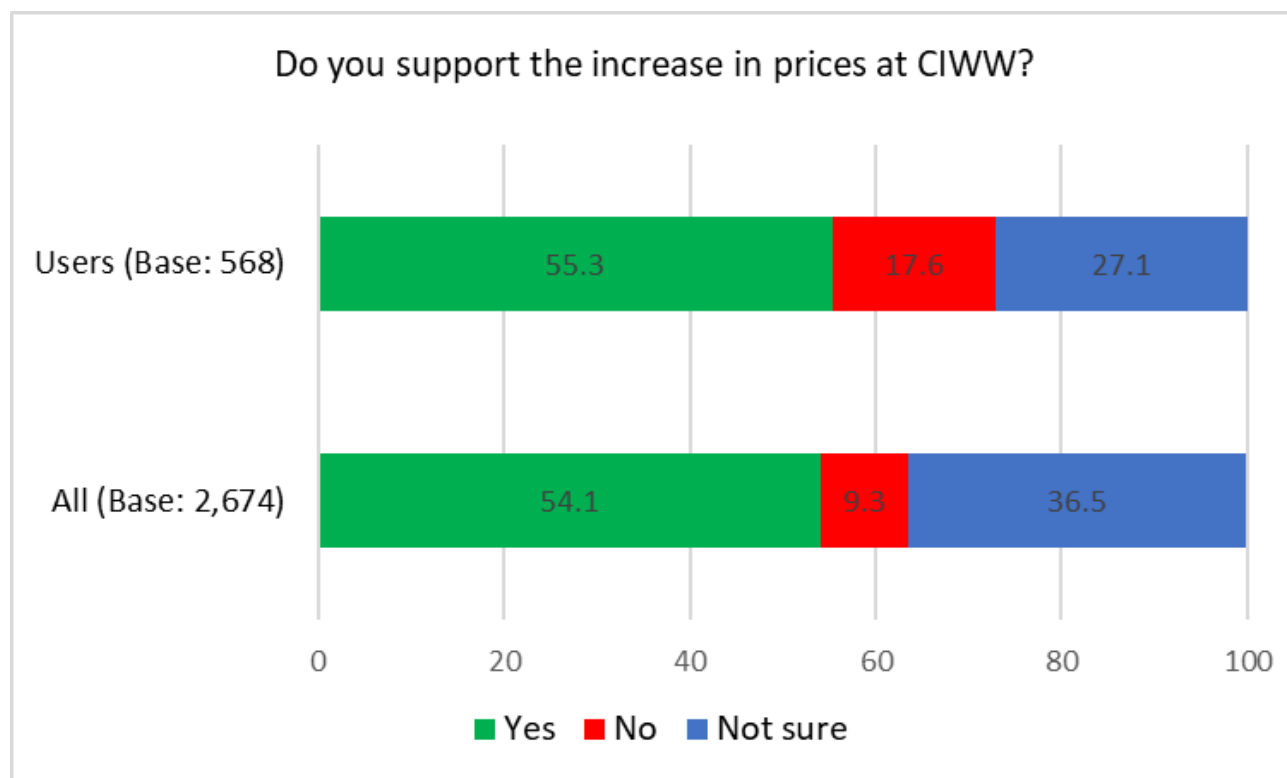


# CHANGES FOR CARDIFF 2018/19

## Do you support the increase in prices at CIWW?

Less than ten percent (9.3%) of all respondents were against the increase in prices at CIWW. Amongst those that had used the centre at least once previously the proportion opposed to the increases in charges rose to 17.6% although the proportion in support remained the same.

	All Respondents % (Base: 2,674)	% households using the service (Base: 568)
Yes	54.1	55.3
No	9.3	17.6
Not sure	36.5	27.1



## CHANGES FOR CARDIFF 2018/19

---

A total of 200 comments were received in reaction to this proposal. The remarks focused on the financial expense of visiting the CIWW and shared concerns that the activities available are elitist.

A selection of those received include:

I think you will risk losing more customers. CIWW is already a luxury activity for many people who cannot afford such experiences.

It's pretty expensive already - a fact which has put me off visiting more regularly.

A price increase will mean that low income families will not be able to use this facility.

Sports services should not be charged at a premium. Only the wealthy are able to afford Cardiff council's sports services. Even a 1 hr use of deteriorated tennis courts is far more than a typical child's pocket money. These services have become out of reach for the many.

Removal of a reduced price service would impact those unable to pay higher prices, and therefore deprive people who are on a limited budget from experiencing this service.

The indoor surfing is already very expensive. The comparable wave in Swansea is £6 ish, £25 is too steep.

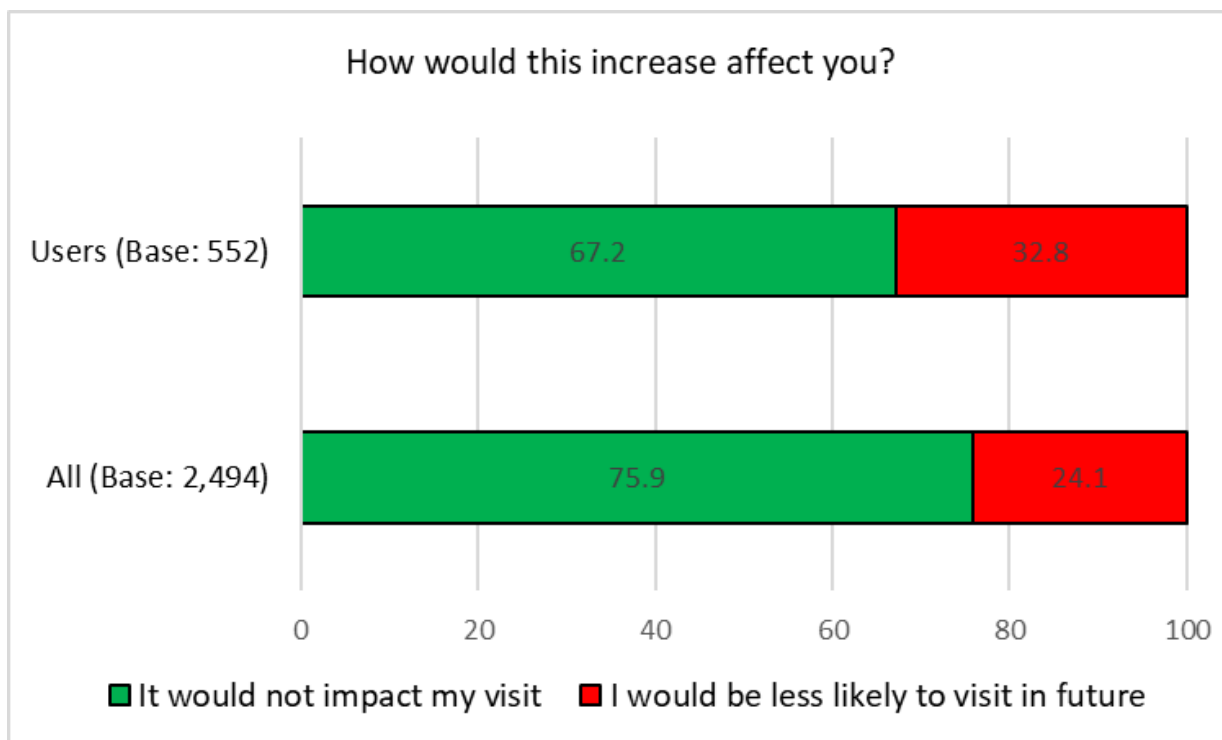
We are just starting to use the facility and this will make us less likely to do so on a regular basis.

# CHANGES FOR CARDIFF 2018/19

---

## How would this increase affect you?

One third (32.8%) of existing users, i.e. those that had used the facility at least once previously, indicated they would be less likely to visit in the future compared to one quarter (24.1%) of all respondents.



# CHANGES FOR CARDIFF 2018/19

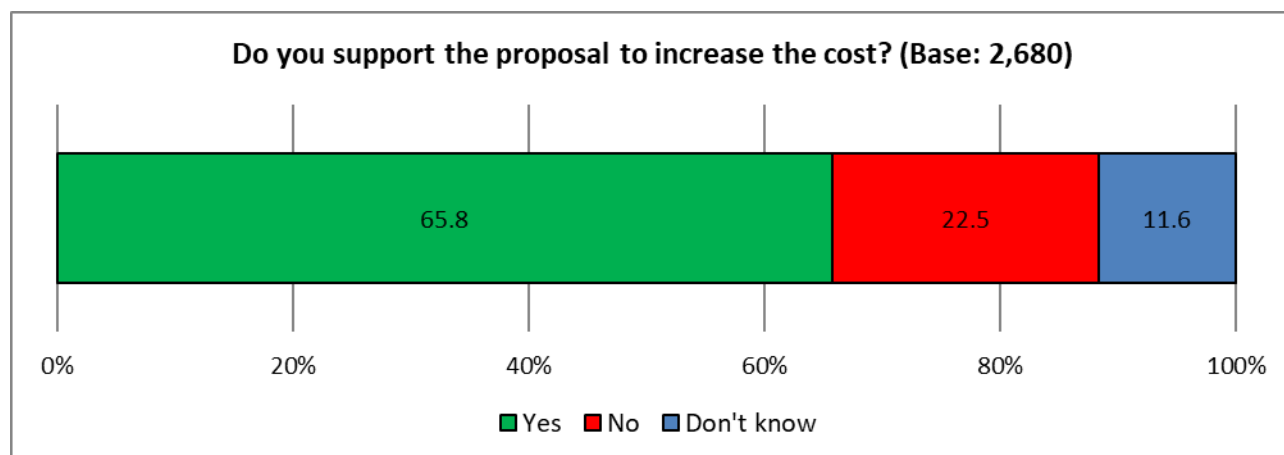
## 5.3 Bereavement Services

Cardiff Council’s award winning Bereavement Services are responsible for the undertaking of over 4,000 funerals per year as well as the upkeep and maintenance of seven sites. Income from crematoria and burials has been consistently reinvested to ensure this valuable service is as good as it can be. It is proposed that the price of a cremation be increased from £540 to £560 (an increase of 3.7%) and a burial from £630 to £650 (an increase of 3.17%).

### Do you support the proposal to increase the cost?

Two thirds (65.8%) of respondents supported the increase in costs compared to one fifth (22.5%) that were against the proposal.

Base: 2,680	No.	%
Yes	1,764	65.8
No	604	22.5
Don't know	312	11.6



A total of 591 additional comments were received in reaction to this proposal, with the four most dominant themes being:-

Need for service improvement – Including increased opening hours, reduced waiting times and improved maintenance of buildings and gardens.

Service not subject to Profit – Service should be delivered at cost only basis, very expensive at the moment.

Support for those that cannot afford – Should be affordable to all, and if not help should be provided.

# CHANGES FOR CARDIFF 2018/19

---

Support Rise – Agreement that the proposed rise is reasonable and some calls to increase even further.

A selection of those received include:

The way that the Thornhill Gardens are maintained is very much below standard.

Should be able to pay extra for nice headstones, services, flowers, etc. as an income generator.

I don't believe this is the kind of service that should be used to generate additional revenue streams.

*I believe there should be a higher differential between cremation and burial. Burials are a waste of valuable land, in my view, and should be discouraged; there is a long term cost far beyond the short term marginal cost of each event.*

Those increases seem very reasonable compared to some other local authorities.

Was very happy with the service received when my Nan passed away last year. A price rise of £20 is not too much.

If the price is to be increased I feel that hardship funds should be available for families who struggle to meet this cost.

Some reduction should be available for those with very limited funds - but only via cost-effective assessment.

It's important that this service is accessible to everyone. There are sections of society for whom those costs would be unattainable, I hope that there is support in place for these people.

*The crematorium building in Thornhill. (The larger chapel) is in need of refurbishment. It is out dated and smells. Not a pleasant environment to say a final goodbye to loved ones.*

# CHANGES FOR CARDIFF 2018/19

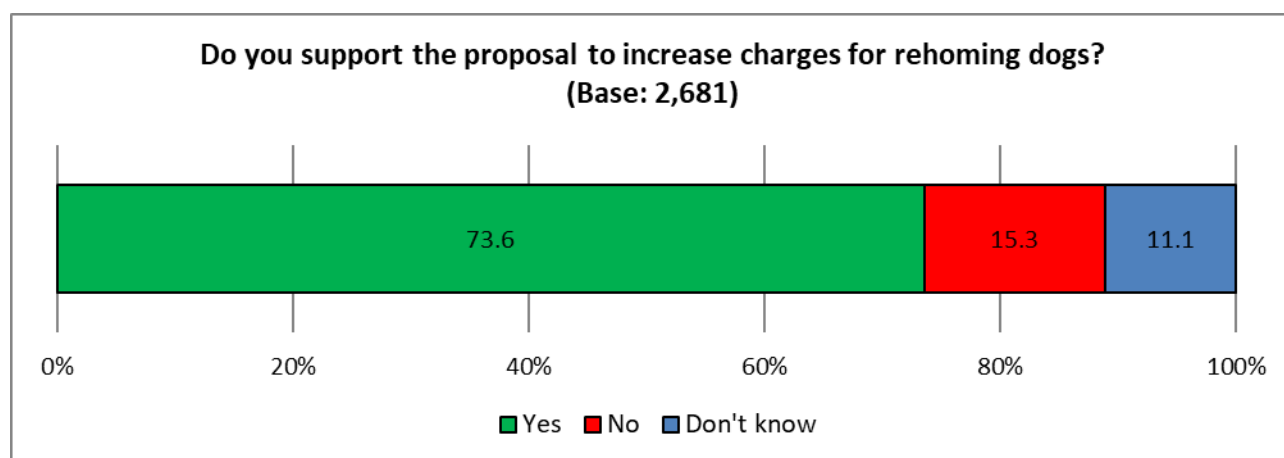
## 5.4 Dogs Home

Cardiff's award winning Dogs Home deals with nearly 1,000 dogs every year with the focus on the safety of dogs and the citizens of Cardiff. We successfully achieve this by taking in stray dogs, caring for them, re-uniting them with their owners or rehoming them. It is proposed that the price of rehoming a puppy be increased from £150 to £160 and that for other dogs the price is increased by £20, taking the range of prices from £100-£300 to £120-£320. In reviewing these charges, we are working towards a position whereby the Dogs Home can become self-sustainable in the future.

### Do you support the proposal to increase charges for rehoming dogs?

Around three-quarters (73.6%) supported the increase to charges for rehoming dogs.

Base: 2,681	No.	%
Yes	1,973	73.6
No	411	15.3
Don't know	297	11.1



### If 'No', what are your concerns:-

A total of 317 additional comments were received in reaction to this proposal. Opposition centred on concerns that any price increases may serve to deter people from rehoming animals. This was particularly felt in relation to older dogs if the cost of purchasing a puppy directly from a breeder were to become a cheaper option. Cost increases were also felt to disproportionately affect older people and those on a lower income. Whilst these people may have the means to provide and care for a pet they would be less likely to have up to £320 required to cover the initial fees.



# CHANGES FOR CARDIFF 2018/19

---

A selection of those received include:

People might buy off the internet at puppy farms instead of paying more for a dog that has past issues. Run a risk of rehomed dog Vs brand new puppy (which could end up in a rehoming centre afterwards).

Cardiff dog's home relies heavily on volunteers and people willing to rehome dogs that aren't always a finished product. When you price them like the backstreet breeders do on gumtree, people will just buy rather than rehome which defeats the point a little.

Barrier to those on low incomes.

Increasing the charge will act as a disincentive to taking on a stray when you can buy a dog for less.

Lots of people have very little income and should not be charged more for dog rehousing.

We've rehomed two dogs. Make it too expensive and you will get unvetted people buying from Gumtree instead.

The increase in price may put off someone rehoming a puppy - some breeders charge less than this for pedigree puppies.

# CHANGES FOR CARDIFF 2018/19

## 5.5 School Meal Provision

Cardiff Council's School Meals service supplies meals to every primary school and the majority of secondary schools in Cardiff. The price of a primary school meal is £2.40 and a set meal in secondary schools is £2.85. The Council is proposing to increase the cost by 10p to £2.50 and £2.95 respectively.

### Does your household use the School Meals service?

Just under one in eight respondents (12.3%) were from households that used the Schools Meals Service.

<b>Base: 2,685</b>	<b>No.</b>	<b>%</b>
<b>Yes</b>	331	12.3
<b>No</b>	1,404	52.3
<b>Not Applicable</b>	950	35.4

### Do you support the proposal to increase the cost of school meals?

Around half of respondents (users 51.5%) and all respondents (49.4%) were in favour of the proposed increase to schools meals. Around a quarter (27.9%) of all respondents were opposed to the proposal, this rose to 42.1% of those using the service.

<b>Base: (All:-2,664)</b>	<b>All Respondents No.</b>	<b>All Respondents %</b>	<b>No. households using the service (330)</b>	<b>% households using the service</b>
<b>Yes</b>	1,316	49.4	170	51.5
<b>No</b>	744	27.9	139	42.1
<b>Not sure</b>	604	22.7	21	6.4

### If 'No', what are your concerns:-

A total of 577 additional comments were made in relation to school meals. Of these, around a fifth (20.6%) came from households currently using the School Meals Service.

The comments made centred on concerns regarding costs and the value for money of the service, particularly for low income and vulnerable families. For many the continuation of the service was described as 'vital' as for many children this is often their main meal of the day, although for some the costs were already felt to be prohibitive. Respondents were also keen to see improvements in the quality and nutritional value of the meal provided particularly should a price increase go ahead. A selection of the comments include:

## CHANGES FOR CARDIFF 2018/19

---

This negatively affects poorer families. I would prefer to pay more council tax to avoid this, to be honest. School meals should be free.

For some families this is the main meal of the day and will increase child poverty FSM threshold has not risen in line with inflation.

In Scandinavia all children received free school meals, I feel the benefits to health and well-being far outweigh the costs. Balanced diets, reduced obesity, fewer children off the premises, reduction in littering, anti-social behaviour and bullying and an increase social interaction.

If the quality of meals are staying the same then I don't agree with the price increase.

Seems too expensive as it is already.

The price is already such that it doesn't make financial sense. Any more and I expect usage to decline dramatically.

Pressure on people's finances to feed their children is wrong.

With so many needing food banks at present - this would be an extra burden on an already stretched pocket.

I feel that school meals are vital for all pupils in order to have the energy and capabilities to function when at school. A lot of children may not get the food they need at home and charging parents more may mean they don't get the full nutrition they need as a whole throughout the day.

At the prices already charged, the food doesn't represent good value for money. I would expect an improvement in quality if prices were increased.

# CHANGES FOR CARDIFF 2018/19

---

## 6. EARLY INTERVENTION AND PREVENTION

We are committed to working with the public and third sector partners to deliver lasting solutions to complex problems. This is particularly important when it comes to issues like supporting vulnerable children and families or helping older people live independently, in their communities, for as long as possible.

### **Our budget proposals:**

- We will work with partners to reshape our approach to supporting people into jobs, simplifying and helping people make sense of what is currently a fragmented and confusing system.
- We are also proposing new approaches to how we support communities to get involved in the delivery of services through developing community involvement plans and working with partners, like the health board, police and the third sector, at the community level.
- We are working to focus resources on developing services based on early intervention and prevention in respect of Social Care.
- This means that we will work with individuals and families when difficulties are first identified rather than when they become critical. This will give better support to citizens whilst also being financially efficient.

### **6.1 Community Reablement Team (CRT)**

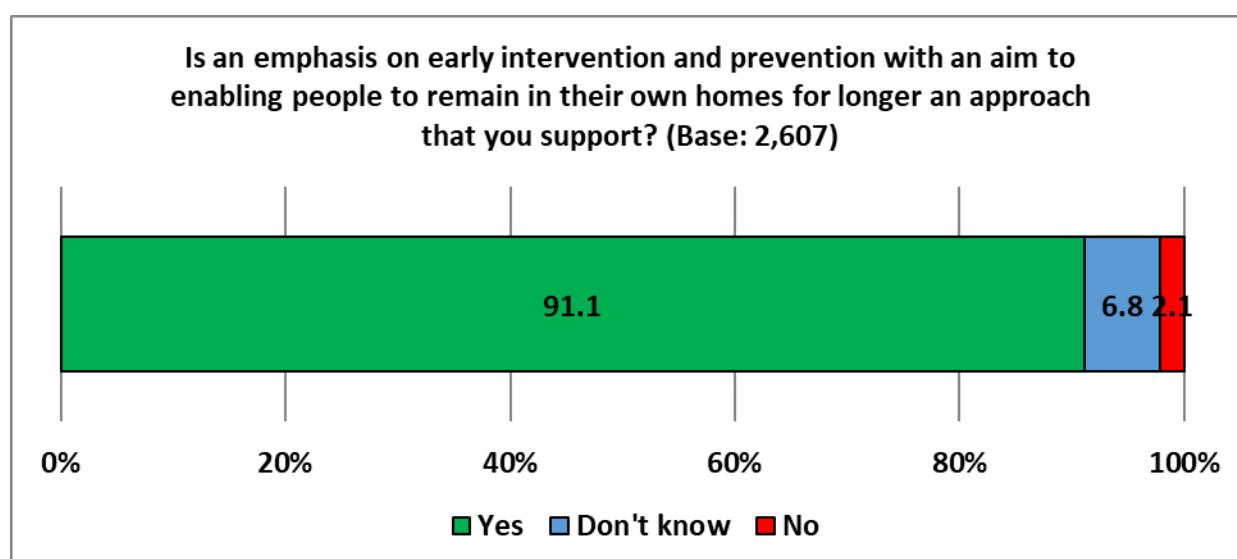
This will be done particularly through making sure that the CRT, a joint service that works with teams in the health service to offer a wide range of services to care for, and support, people, has the biggest impact it possibly can. Every CRT care package is bespoke to the needs of the individual and will typically include domiciliary (home) care and specialist therapy (provided by health colleagues). The evidence from Cardiff and across the UK is that this approach has a significant positive impact on people's health, wellbeing and independence, and they become less reliant on social care services.

## CHANGES FOR CARDIFF 2018/19

Is an emphasis on early intervention and prevention with an aim to enabling people to remain in their own homes for longer an approach that you support?

Nine in ten respondents were supportive of an emphasis being taken on early intervention and prevention.

Base: 2,607	No.	%
Yes	2,376	91.1
No	55	2.1
Don't know	176	6.8

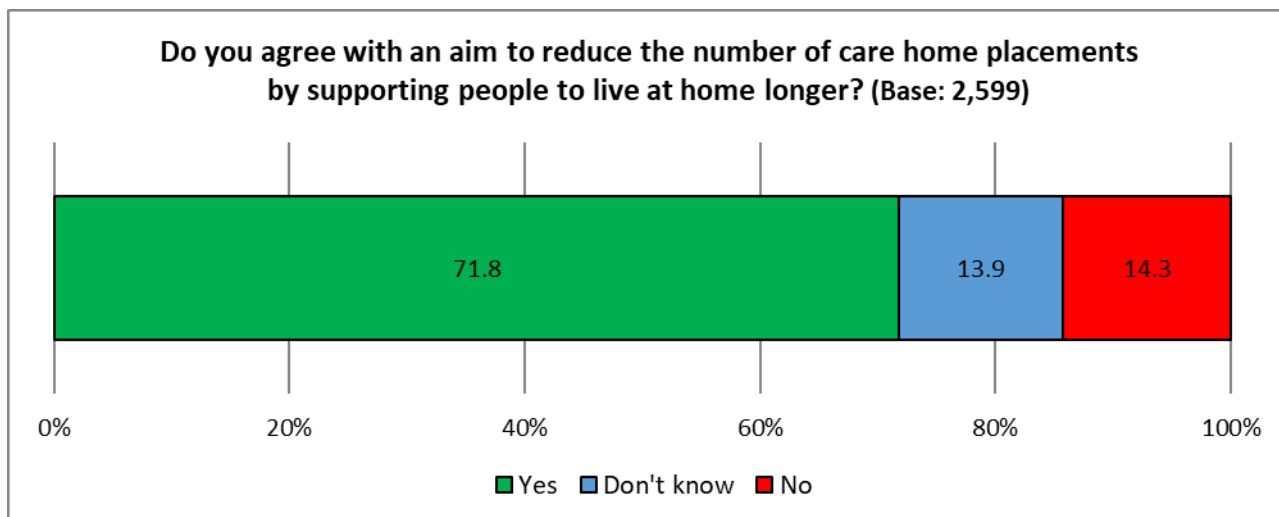


Do you agree with an aim to reduce the number of care home placements by supporting people to live at home longer?

More than seventy percent of respondents agreed that the Council should reduce the number of care home placements by supporting people to live at home longer.

Base: 2,599	No.	%
Yes	1,866	71.8
No	371	14.3
Don't know	362	13.9

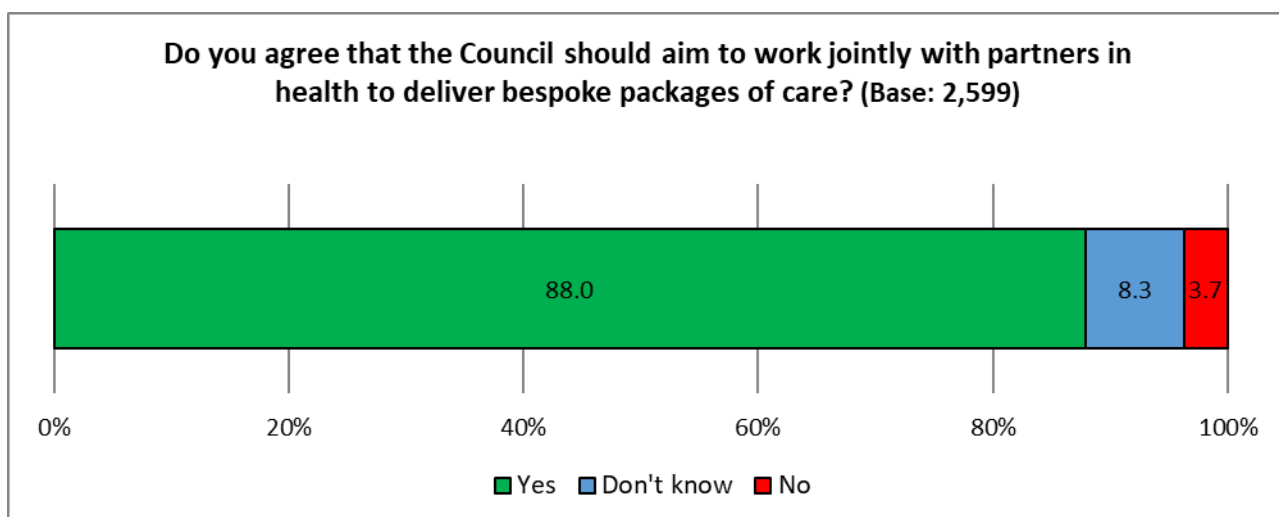
# CHANGES FOR CARDIFF 2018/19



**Do you agree that the Council should aim to work jointly with partners in health to deliver bespoke packages of care?**

Approximately nine in ten (88.0%) also agreed with the proposal to work jointly with partners in health to deliver bespoke packages of care.

Base: 2,599	No.	%
Yes	2,286	88.0
No	96	3.7
Don't know	217	8.3



# CHANGES FOR CARDIFF 2018/19

## If 'No', what are your concerns:-

A total of 238 additional comments were received in reaction to these proposals. The main concerns expressed by respondents focused on:

- a) The quality of the care provided to people in their homes.
- b) Ensuring that sufficient care home placements are available for those that require them.

A selection of those received include:

With a growing aging population, the council needs to be prepared for an increasing demand on care home places and an increase in home support.

Loneliness is a real problem. My nan, after a stroke, stayed at home with carers, cleaners and nurses coming in and out all day. The caregivers were very busy people sometimes unable to give time to my nan. It is understandable but it means that people are actually more isolated. Care homes are good for community.

*It is a good idea to keep people in their own home if they want this and they can manage physically and mentally. Many older people who struggle physically and mentally benefit from living with other people and are in dire need of "quality" in their lives, living in a box, eating from a box and watching a box is not quality living.*

*Home-based care is not suitable for all.*

Cutting care home places is unacceptable.

Too many elderly infirm people are left at home on their own in between visits and this leaves them very vulnerable.

My concerns are that people might be forced to stay at home when this is not the best thing for them.

*People still need care home places - supporting people to stay in their homes is a good thing - but reducing care home spaces (like hospital bed cuts is detrimental) as there will not be enough when people need them*

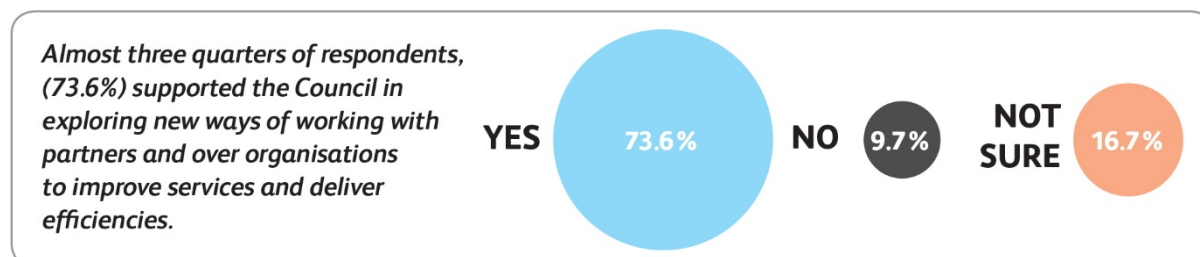
There needs to be a range of care, to support people at different stages of illness. For people with dementia, there comes a time when supporting them in their own homes, is no longer in their best interests

If the population is expanding, people should be supported to remain in their homes AND the number of care home places should be maintained (not reduced).

# CHANGES FOR CARDIFF 2018/19

## 7. COLLABORATION

We are committed to moving away from trying to deal with problems in isolation and working with partners to integrate frontline teams and back-office systems so that we can address the problems we know need solving.



Number of people who responded: 5357

### Our draft budget includes:

Projected savings of £93K for Cardiff from the creation of a single shared service for Environmental Health, Trading Standards and Licensing functions of Cardiff, Bridgend and the Vale of Glamorgan Councils under a single management structure.

Following this we will explore the merger of our passenger transport team with a neighbouring authority.

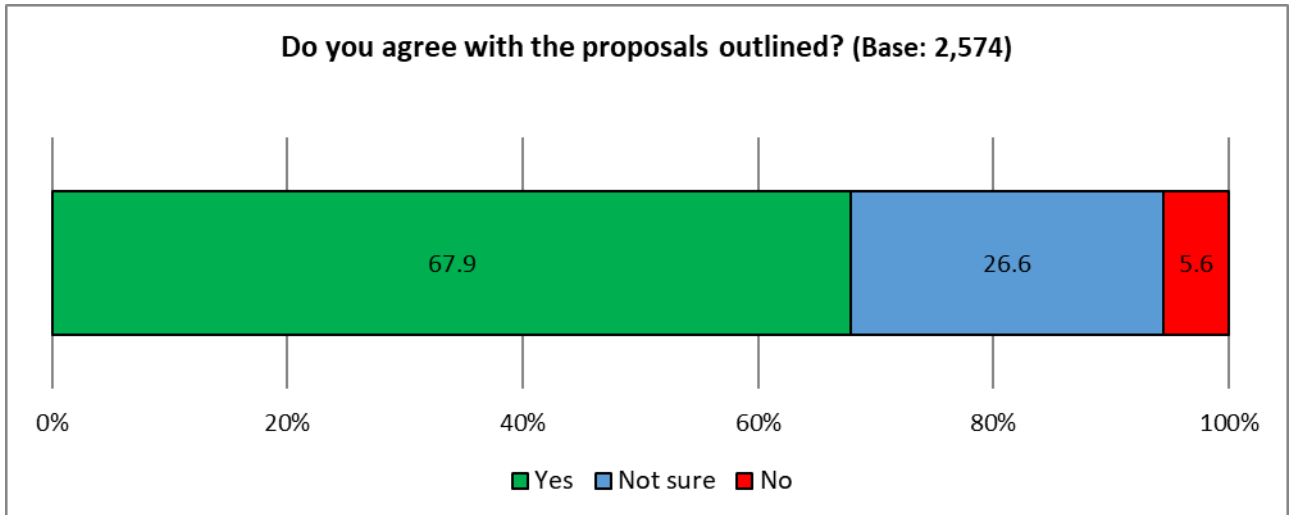
### 7.1 Do you agree with the proposals outlined?

Two-thirds (67.9%) supported with the proposal for a single shared service for Environmental Health, Trading Standards and Licensing within the three Authorities.

Base: 2,574	No.	%
Yes	1,747	67.9
No	143	5.6
Not sure	684	26.6



# CHANGES FOR CARDIFF 2018/19



## If 'No', what are your concerns:-

A total of 94 additional comments were received in reaction to this proposal. Concerns were expressed regarding impact on overall quality of service and potential cuts to jobs.

A selection of the comments received include:

*The problems and demands of the city are not the same as those facing outlying areas and in some cases there could be conflict in resource allocation and priorities.*

Agencies with such broad remit are traditionally inefficient and slow. This plan must ensure that the operational effectiveness is not compromised.

Reduction of staff and unable to contact people with local knowledge of transport system

How can we be sure that Cardiff gets its fair share of these services if they are spread across the rural areas referred to.

Merging just reduces jobs, making specialists unemployed, puts people in management that are not qualified appropriately and reduced the quality of each of the merged services. I wholeheartedly do not agree with this.

*Bigger is rarely better. In a larger organisation smaller but locally important things will get lost.*

# CHANGES FOR CARDIFF 2018/19

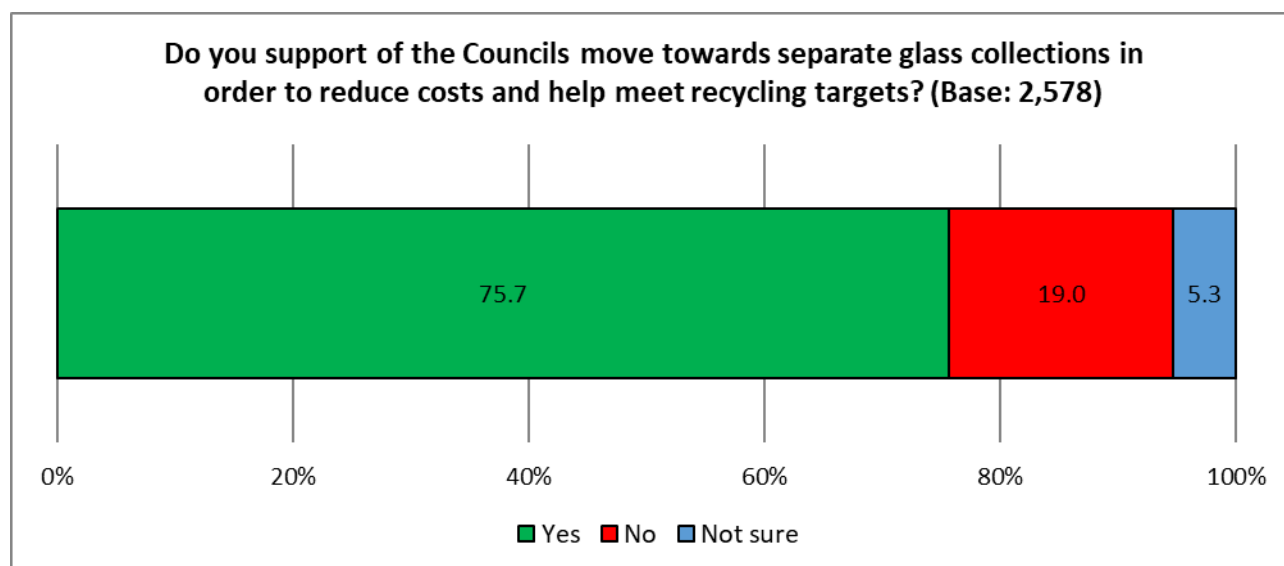
## 7.2 Waste Collection

As a Cardiff resident, we need you to love where you live and to help keep the City tidy. By ensuring that you and others take care of the small things, for example, putting your recycling and waste out correctly for collection. The Council would also be able to make additional income and reduce processing costs if we change our approach to recycling collection (£38k). This would require householders to separate out glass from the rest of their recyclable waste prior to collection.

### Do you support the Council’s move towards separate glass collections in order to reduce costs and help meet recycling targets?

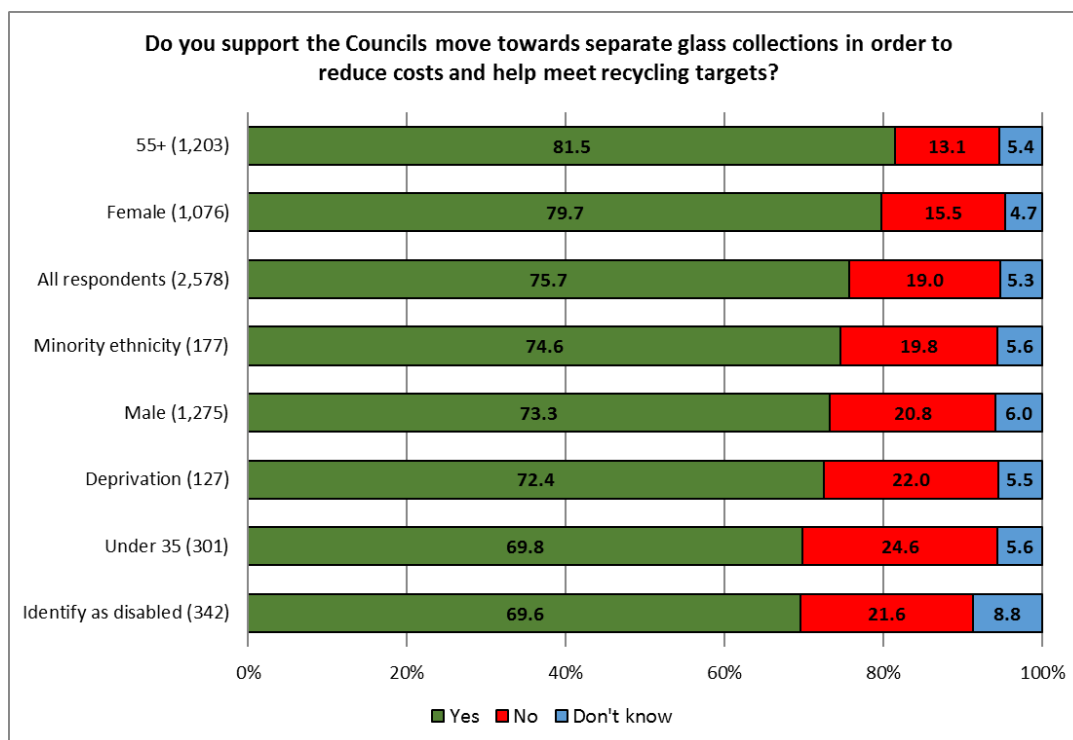
Three quarters (75.7%) of respondents supported a move towards separate glass collections.

Base: 2,578	No.	%
Yes	1,951	75.7
No	490	19.0
Not sure	137	5.3



Support towards the proposal was found to be highest amongst those aged 55+ (81.5%) and lowest amongst those identifying as disabled (69.6%), those aged under 35 (69.8%) and those living in the most deprived areas of the city (72.4%).

# CHANGES FOR CARDIFF 2018/19



## If 'No', what are your concerns:-

A total of 410 additional comments were received in reaction to this proposal. Dominant themes for opposition to the proposal included:

- a) That the revised system could lead to less recycling / increase fly tipping.
- b) Concerns another receptacle for recycling would present a storage issue particularly for residents of flats and the elderly.
- c) That the current simple system already works well with respondents praising current simplicity.

A selection of the comments received include:

We've already got 3 bins. They are outside the front of our house, are in the way and look untidy.

I believe the simplicity of recycling is what keeps levels up, and that complicating the process would reduce recycling levels.

Residents are used to the current arrangements and they are working well

People have lack of space in houses, flats, gardens.

The more complex you make it, the less recycling will occur.

These ideas do not take into account the elderly and those with learning difficulties who find it difficult to understand the requirement to separate the items and also the weight of carrying these items to a collecting area.

Making things more complicated will result in more rubbish in the streets and increase fly tipping.

## 8. A NEW DEAL WITH CITIZENS

Keeping our streets clean, hitting our sustainable transport targets and looking after our most vulnerable people cannot be achieved by the Council alone. We want you to work with us to help make your community a better place to live.

### 8.1 Volunteering

In response to a recent consultation, just 35% of you told us that you feel able to have your say on how Council services are run in your community. This proportion was even lower amongst those living in the cities less well-off neighbourhoods.

Responses from this survey will help us to create more opportunities for local people to be involved in their local community and have a say in the things that matter most to them.

More recently, we suggested a number of ways that you could contribute to the wellbeing of your community.

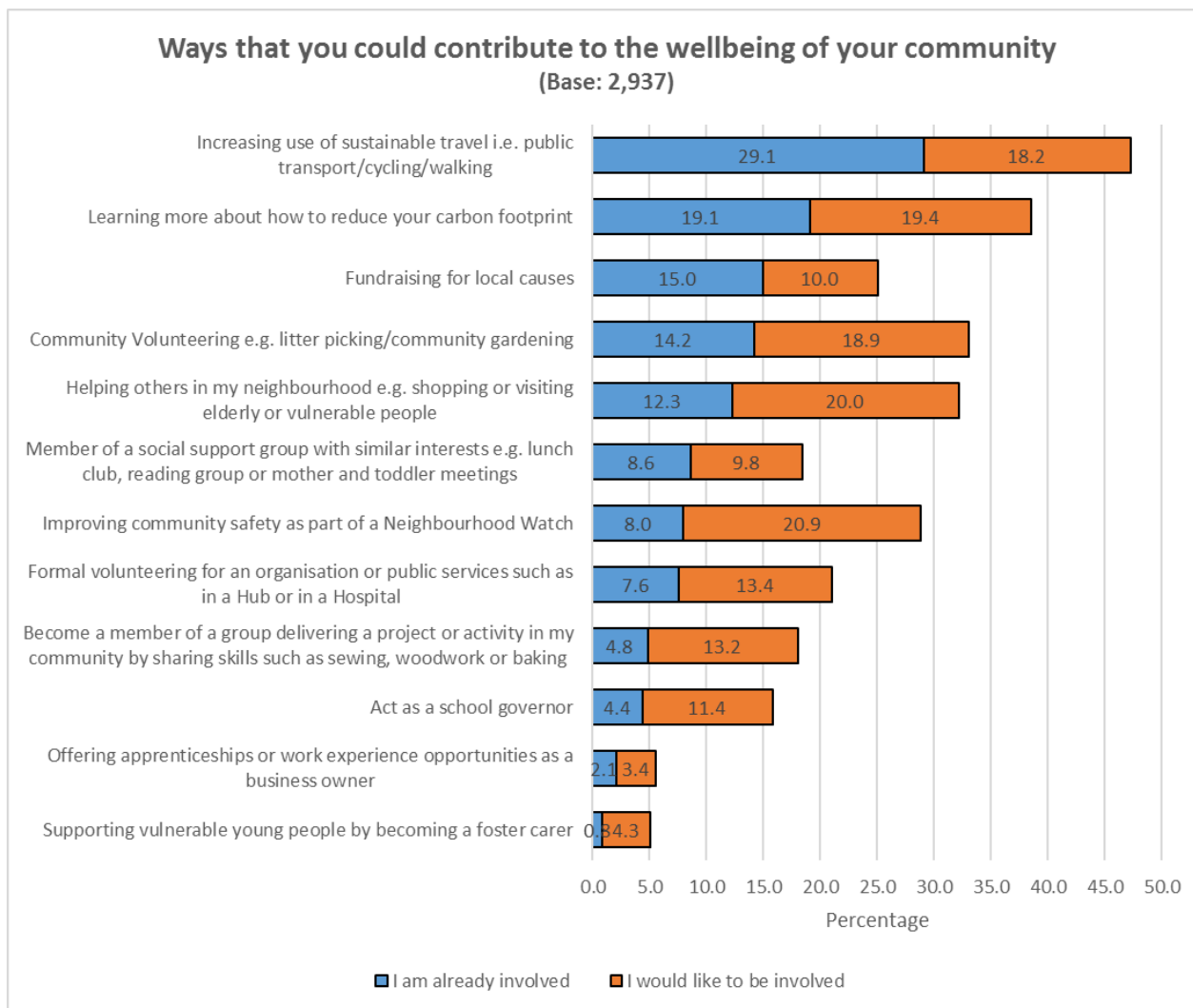
Areas where people were most likely to volunteer already were:

- Increasing use of sustainable travel i.e. making more journeys by public transport or on foot (29.1%).
- Taking measures to reduce their carbon footprint (19.1%).
- Fundraising for local causes (15.0%).

Respondents also expressed interest in future involvement with a variety of activities including:

- Improving community safety (20.9%).
- Helping others in their neighbourhood (20.0%).
- Learning how to reduce carbon footprint (19.4%).

# CHANGES FOR CARDIFF 2018/19



# CHANGES FOR CARDIFF 2018/19

## 9. YOUR PRIORITIES

The Changes for Cardiff 2018/19 document sets out the pressures that are facing the city because of population growth, poverty and the increased pressure on services. Savings have been sought wherever possible in ways that protect front-line services, but we know that the challenges we face will mean that difficult decisions about local public services will have to be taken.

At a time of austerity, where budgets are under pressure, we asked for the public's priorities from a range of options for how limited funding could be invested.

The top three priorities for respondents were:

- Building more affordable houses and tackling homelessness (48.4%).
- Investing in sustainable transport to reduce congestion and improve air quality (45.0%).
- Intervening early to support vulnerable children (37.6%).

We also asked for respondents to identify the issue ranked as the lowest priority for investment. This was Culture and leisure (39.8%).

	Rank Top (Base: 2,537) (Select Three)		Rank Lowest (Base: 2,157) (Select one)	
	No.	%	No.	%
<b>Building more affordable houses and tackling homelessness</b>	1,277	48.4	271	12.6
<b>Support our children's education by investing in School Buildings</b>	799	31.5	217	10.1
<b>Intervening early to support vulnerable children</b>	953	37.6	72	3.3
<b>Investing in sustainable transport to reduce congestion and improve air quality</b>	1,142	45.0	251	11.6
<b>Keeping our streets and neighbourhoods clean and litter-free</b>	729	28.7	166	7.7
<b>Communities where people feel safe and where our most vulnerable adults are protected from exploitation and abuse</b>	818	32.2	109	5.1
<b>Helping older people live in the community for as long as possible</b>	814	32.1	122	5.7
<b>Creating more and better jobs</b>	534	21.0	399	18.5
<b>Culture and leisure</b>	248	9.8	859	39.8
<b>Improving the Condition of Roads in Cardiff</b>	794	31.3	339	15.7

# CHANGES FOR CARDIFF 2018/19

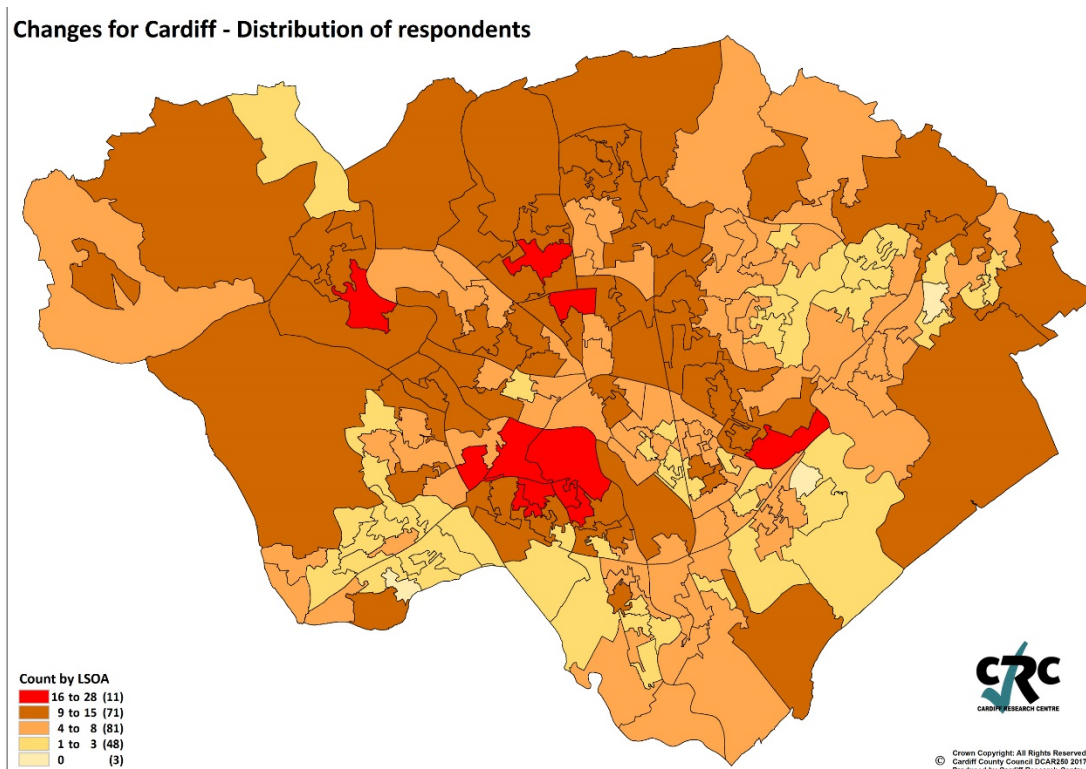


# CHANGES FOR CARDIFF 2018/19

## 10. RESPONSE PROFILE

### Distribution of respondents

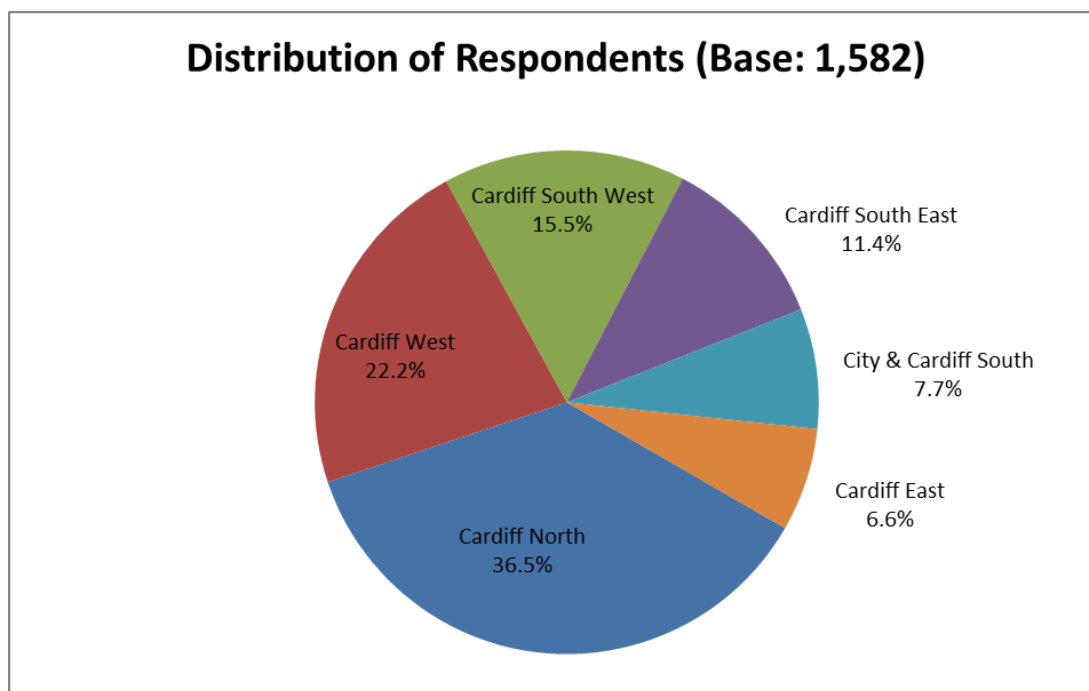
Of the 2,937 respondents taking part in the survey, 1,582 provided their post code, allowing analysis by geography. Amongst these, respondent numbers were highest in the north and west of the city. These areas of the city also correlate with an older and more affluent demographic.



Base: 1,582	No.	%
Cardiff North	578	36.5
Cardiff West	351	22.2
Cardiff South West	246	15.5
Cardiff South East	180	11.4
City & Cardiff South	122	7.7
Cardiff East	105	6.6



# CHANGES FOR CARDIFF 2018/19



## Gender:

Base: 2,419	No.	%
Male	1,277	52.8
Female	1,081	44.7
Other	5	0.2
Prefer not to say	56	2.3

## Age:

Base: 2,428	No.	%
16-24	23	0.9
25-34	278	11.4
35-44	429	17.7
45-54	426	17.5
55-64	563	23.2
65-74	512	21.1
75+	132	5.4
Prefer not to say	65	2.7

Base: 2,062	%	2015 MYE
35-54	35.2	30.0
55+	49.7	29.1

## CHANGES FOR CARDIFF 2018/19

Do you identify as a disabled person?

Do you identify as a disabled person? (Base: 2,417)	No	%	Which apply to you (Base: 437)	No	%
Yes	344	14.2	Long-standing illness or health condition	212	48.5
No	1968	81.4	Mobility impairment	158	36.2
Prefer not to say	105	4.3	Deaf/Deafened/Hard of Hearing	91	20.8
			Mental health difficulties	65	14.9
			Prefer not to say	52	11.9
			Visual impairment	32	7.3
			Learning impairment/difficulties	15	3.4
			Wheelchair user	13	3.0
			Other (please specify below)	33	7.6

How would you describe your sexual orientation?

Base: 2,346	No.	%
Heterosexual/Straight	1,927	82.1
Gay Man	72	3.1
Bisexual	55	2.3
Gay Woman/Lesbian	26	1.1
Other	20	0.9
Prefer not to answer	246	10.5

## CHANGES FOR CARDIFF 2018/19

---

### Ethnic Group:

	<b>No.</b>	<b>%</b>
<b>Base: 2,455</b>		
<b>White - Welsh/English/Scottish/Northern Irish/British</b>	2,122	86.4
<b>White - Any other white background</b>	110	4.5
<b>White - Irish</b>	24	1.0
<b>Asian/Asian British - Indian</b>	24	1.0
<b>Any other ethnic group</b>	26	1.1
<b>Asian/Asian British - Any other</b>	10	0.4
<b>Mixed/Multiple Ethnic Groups - White and Black Caribbean</b>	8	0.3
<b>Asian/Asian British - Chinese</b>	6	0.2
<b>Mixed/Multiple Ethnic Groups - White &amp; Asian</b>	17	0.7
<b>Black/African/Caribbean/Black British - African</b>	9	0.4
<b>Mixed/Multiple Ethnic Groups - Any other</b>	30	1.2
<b>Asian/Asian British - Pakistani</b>	9	0.4
<b>Black/African/Caribbean/Black British - Caribbean</b>	4	0.2
<b>Arab</b>	6	0.2
<b>Asian/Asian British - Bangladeshi</b>	1	0.0
<b>White - Gypsy or Irish Traveller</b>	2	0.1
<b>Mixed/Multiple Ethnic Groups - White and Black African</b>	3	0.1
<b>Black/African/Caribbean/Black British - Any other</b>	3	0.1
<b>Prefer not to say</b>	41	1.7

## **Appendix 1**

### **List of engagement events**